



MODEL: TSS82 SWEEPER SCRUBBERS
WITH CG13 ENGINE
STATION 4
DATE: 8/24/07




Place (1) WELD-EXHAUST TUBE TTSS82-CG13
(3343551) through hole in unit frame as shown.

Parts: 3343551

Tools: 1/2" Socket / Air Ratchet




Remove the (3) bolts from the exhaust port on the engine.



Attach the WELD-
EXHAUST TUBE
TTSS82-CG13 to
the exhaust port on
the engine. Use the
bolts that were in the
port to secure the
tube to the engine
exhaust port.
Tighten the bolts.

MODEL: TSS82 - SWEEPER SCRUBBERS - STATION 4
DATE: 8/24/07



Place (1) MUFFLER-85 & 95 E/SC (3329737) that comes with the engine sub assembly into the frame of the unit at location shown. Connect one end of muffler pipe to WELD-EXHAUST TUBE TTSS82-CG13.



Connect (1) TUBE-EXH TAILPIPE 82 (3309049) to other end of muffler and route through the rear of the unit frame as shown.

Parts: 3329737 / 3309049